










SPOTlight: School Year 2022-2023

General Louis Wagner School			
School Code	7130	Principal Name	Connie Grier
Sector	District	Address	1701 W Chelten Ave
Network	Network 12	Phone	215 400 3560
Report Type	Middle School	Admission Category	Catchment
Receives HS Report	No	October 1 Enrollment	366
Grades in Report	6 8		
Website	wagner.philasd.org		

School Performance Outcomes Table

CONDITIONS FOR SUCCESS				
Metric Name	2021-22 Results	2022-23 Results	2022-23 Progress	Metric Description
Student Attendance	72.3%	56.8%	-15.5 %-pts 	Percentage of students attending 90% or more of instructional days
Teacher Attendance	58.3%	67.7%	+9.4 %-pts 	Percentage of teachers attending 90% or more of work days
Student Dropouts (Grades 7-8)	5	9	+4 	Number of students no longer enrolled, and who did not transfer or graduate

ACADEMIC GOALS						
Metric Name	2021-22 Results	2022-23 Results	2022-23 Progress	2021-22 Results	2022-23 Results	2022-23 Progress
Goals 1-3: Grades 3-8	PSSA/PASA Proficient or Advanced			PSSA/PASA Below Basic		
Grade 3 Reading	Not Applicable			Not Applicable		
Grade 3 - 8 Reading	21.2%	18.0%	-3.2 %-pts 	23.5%	24.7%	+1.2 %-pts 
Grade 3 Math	Not Applicable			Not Applicable		
Grade 3 - 8 Math	1.7%	1.9%	+0.2 %-pts 	84.9%	88.4%	+3.5 %-pts 
Grade 4 and 8 Science	17.5%	15.8%	-1.7 %-pts 	50.5%	60.4%	+9.9 %-pts 

All SPOTlight indicator colors are based on unrounded changes in results. Percentage point changes are rounded to the nearest tenth for display.

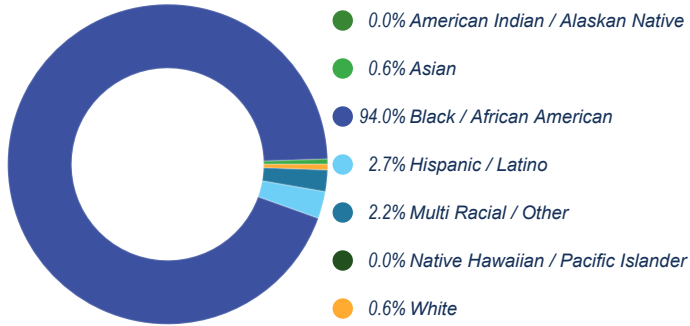
SPOTlight Legend:	Improving 	Maintaining 	Not Improving 
-------------------	---	--	---

General Louis Wagner School

2022-2023 SCHOOL PROGRESS REPORT ON EDUCATION AND EQUITY

School Code | 7130 Sector | District Network | Network 12
Principal Name | Connie Grier Address | 1701 W Cheltenham Ave
Phone | 215-400-3560 Website | wagner.philasd.org
Report Type | Middle School Grades in Report | 6-8
Admissions Category | Catchment Receives HS Report | No
Oct 1 Enrollment | 366

Student Enrollment and Demographics



417

of Students Served Over the Full Year

24.6%

% of Students with IEPs

2.5%

% of Students Identified as English Learners

89.3%

% of Students Identified as Economically Disadvantaged

Student Attendance

31.4%

% of Students Attending at Least 95% of Instructional Days

56.8%

% of Students Attending at Least 90% of Instructional Days

Score Level	Performance	Improvement	Level
Not Applicable for 2022-2023	Black / African American		
Performance Insufficient Data for Score	Insufficient Data for Score	0.0%	NA
	Hispanic / Latino		
Improvement Improving in 2 out of 10 Eligible Metrics 20.0%	Insufficient Data for Score	Insufficient Data for Score	NA
	Multi Racial / Other		
Goal Performance (All Students)	Insufficient Data for Score	Insufficient Data for Score	NA
GOAL 1 PSSA ELA: % of Students Proficient or Advanced, Grades 3-8	White		
Score: 18.0%	Insufficient Data for Score	Insufficient Data for Score	NA
NOT IMPROVING -3.2 From Prior Year	American Indian / Alaskan Native		
GOAL 2 PSSA ELA: % of Students Proficient or Advanced, Grade 3	Insufficient Data for Score	Insufficient Data for Score	NA
	Not Applicable		
GOAL 3 PSSA Math: % of Students Proficient or Advanced, Grades 3-8	Asian		
	Insufficient Data for Score	Insufficient Data for Score	NA
Score: 1.9%	Native Hawaiian / Pacific Islander		
	Insufficient Data for Score	Insufficient Data for Score	NA
MAINTAINING +0.2 From Prior Year	English Learners		
● Improving ● Maintaining ● Not Improving ● Not Applicable	Insufficient Data for Score	Insufficient Data for Score	NA
	Students with IEPs		
Office of Evaluation, Research, and Accountability	Insufficient Data for Score	16.7%	NA
	Economically Disadvantaged		
	Insufficient Data for Score	0.0%	NA

Climate, Culture & Opportunity

Conditions for Success

School Code | 7130 School Name | General Louis Wagner School

% of Students Attending 90%+ of Days

All Students

417 Students

Score: 56.8%



NOT IMPROVING

-15.5 From Prior Year



% of Students Attending

Greater Than 95% of Instructional Days

31.4%

90-95% of Instructional Days

25.4%

85-90% of Instructional Days

14.4%

80-85% of Instructional Days

9.4%

Less than 80% of Instructional Days

19.4%

Number of Dropouts

All Students

Grades 7-8

Students: 9

NOT IMPROVING

+4.0 From Prior Year



% of Students Receiving Zero Out-of-School Suspensions

All Students

417 Students

Score: 81.3%



IMPROVING

+3.8 From Prior Year



* Schools that are performing at the most positive value for a metric automatically receive a label of "Improving", even if no change in performance occurred.

Climate, Culture & Opportunity

Conditions for Success

School Code | 7130 School Name | General Louis Wagner School

% of Teachers Attending 90%+ of Days

All Teachers

31 Teachers

Score: 67.7%



IMPROVING

+9.4 From Prior Year



Additional Teacher Metrics

0.0%

% of Teachers Rated as Distinguished

100.0%

% of Teachers Rated as Proficient

58.1%

Year-to-Year Teacher Retention

* Schools that are performing at the most positive value for a metric automatically receive a label of "Improving", even if no change in performance occurred.

Reading: Every Student Reads On or Above Grade Level

Goal 1 - PSSA Reading Proficiency, Grades 3-8

School Code | 7130 School Name | General Louis Wagner School

PSSA ELA: % of Students Proficient or Advanced, Grades 3-8	PSSA ELA: % of Students Below Basic, Grades 3-8
All Students <i>57 out of 316 Students</i> Score: 18.0% <div style="display: inline-block; border: 1px solid gray; padding: 2px;"> NOT IMPROVING -3.2 From Prior Year ✘ </div>	All Students <i>78 out of 316 Students</i> Score: 24.7% <div style="display: inline-block; border: 1px solid gray; padding: 2px;"> NOT IMPROVING +1.2 From Prior Year ✘ </div>
Black / African American <i>54 out of 298 Students</i> Score: 18.1% <div style="display: inline-block; border: 1px solid gray; padding: 2px;"> NOT IMPROVING -1.6 From Prior Year ✘ </div>	Black / African American <i>75 out of 298 Students</i> Score: 25.2% <div style="display: inline-block; border: 1px solid gray; padding: 2px;"> MAINTAINING +0.3 From Prior Year — </div>
Hispanic / Latino Insufficient Sample	Hispanic / Latino Insufficient Sample
Multi Racial / Other Insufficient Sample	Multi Racial / Other Insufficient Sample
White Insufficient Sample	White Insufficient Sample
American Indian / Alaskan Native Insufficient Sample	American Indian / Alaskan Native Insufficient Sample
Asian Insufficient Sample	Asian Insufficient Sample
Native Hawaiian / Pacific Islander Insufficient Sample	Native Hawaiian / Pacific Islander Insufficient Sample
English Learners Insufficient Sample	English Learners Insufficient Sample
Students with IEPs <i>4 out of 68 Students</i> Score: 5.9% <div style="display: inline-block; border: 1px solid gray; padding: 2px;"> NOT IMPROVING -1.7 From Prior Year ✘ </div>	Students with IEPs <i>39 out of 68 Students</i> Score: 57.4% <div style="display: inline-block; border: 1px solid gray; padding: 2px;"> NOT IMPROVING +9.3 From Prior Year ✘ </div>
Economically Disadvantaged <i>51 out of 281 Students</i> Score: 18.2% <div style="display: inline-block; border: 1px solid gray; padding: 2px;"> NOT IMPROVING -2.2 From Prior Year ✘ </div>	Economically Disadvantaged <i>70 out of 281 Students</i> Score: 24.9% <div style="display: inline-block; border: 1px solid gray; padding: 2px;"> MAINTAINING +0.1 From Prior Year — </div>

* Schools that are performing at the most positive value for a metric automatically receive a label of "Improving", even if no change in performance occurred.

Reading: Every Student Reads On or Above Grade Level

Goal 2 - PSSA Reading Proficiency, Grade 3

School Code | 7130 School Name | General Louis Wagner School









PSSA ELA: % of Students Proficient or Advanced, Grade 3	PSSA ELA: % of Students Below Basic, Grade 3
<p>All Students</p> <p style="text-align: center;">Not Applicable</p>	<p>All Students</p> <p style="text-align: center;">Not Applicable</p>
<p>Black / African American</p> <p style="text-align: center;">Not Applicable</p>	<p>Black / African American</p> <p style="text-align: center;">Not Applicable</p>
<p>Hispanic / Latino</p> <p style="text-align: center;">Not Applicable</p>	<p>Hispanic / Latino</p> <p style="text-align: center;">Not Applicable</p>
<p>Multi Racial / Other</p> <p style="text-align: center;">Not Applicable</p>	<p>Multi Racial / Other</p> <p style="text-align: center;">Not Applicable</p>
<p>White</p> <p style="text-align: center;">Not Applicable</p>	<p>White</p> <p style="text-align: center;">Not Applicable</p>
<p>American Indian / Alaskan Native</p> <p style="text-align: center;">Not Applicable</p>	<p>American Indian / Alaskan Native</p> <p style="text-align: center;">Not Applicable</p>
<p>Asian</p> <p style="text-align: center;">Not Applicable</p>	<p>Asian</p> <p style="text-align: center;">Not Applicable</p>
<p>Native Hawaiian / Pacific Islander</p> <p style="text-align: center;">Not Applicable</p>	<p>Native Hawaiian / Pacific Islander</p> <p style="text-align: center;">Not Applicable</p>
<p>English Learners</p> <p style="text-align: center;">Not Applicable</p>	<p>English Learners</p> <p style="text-align: center;">Not Applicable</p>
<p>Students with IEPs</p> <p style="text-align: center;">Not Applicable</p>	<p>Students with IEPs</p> <p style="text-align: center;">Not Applicable</p>
<p>Economically Disadvantaged</p> <p style="text-align: center;">Not Applicable</p>	<p>Economically Disadvantaged</p> <p style="text-align: center;">Not Applicable</p>

* Schools that are performing at the most positive value for a metric automatically receive a label of "Improving", even if no change in performance occurred.

Math & Science: Every Student Performs On or Above Grade Level

Goal 3 - PSSA Math Proficiency, Grades 3-8

School Code | 7130 School Name | General Louis Wagner School

PSSA Math: % of Students Proficient or Advanced, Grades 3-8	PSSA Math: % of Students Below Basic, Grades 3-8
<p>All Students 6 out of 311 Students</p> <p>Score: 1.9%</p> <p>MAINTAINING +0.2 From Prior Year </p>	<p>All Students 275 out of 311 Students</p> <p>Score: 88.4%</p> <p>NOT IMPROVING +3.5 From Prior Year </p>
<p>Black / African American 6 out of 293 Students</p> <p>Score: 2.1%</p> <p>MAINTAINING +0.5 From Prior Year </p>	<p>Black / African American 261 out of 293 Students</p> <p>Score: 89.1%</p> <p>NOT IMPROVING +3.5 From Prior Year </p>
<p>Hispanic / Latino</p> <p>Insufficient Sample</p>	<p>Hispanic / Latino</p> <p>Insufficient Sample</p>
<p>Multi Racial / Other</p> <p>Insufficient Sample</p>	<p>Multi Racial / Other</p> <p>Insufficient Sample</p>
<p>White</p> <p>Insufficient Sample</p>	<p>White</p> <p>Insufficient Sample</p>
<p>American Indian / Alaskan Native</p> <p>Insufficient Sample</p>	<p>American Indian / Alaskan Native</p> <p>Insufficient Sample</p>
<p>Asian</p> <p>Insufficient Sample</p>	<p>Asian</p> <p>Insufficient Sample</p>
<p>Native Hawaiian / Pacific Islander</p> <p>Insufficient Sample</p>	<p>Native Hawaiian / Pacific Islander</p> <p>Insufficient Sample</p>
<p>English Learners</p> <p>Insufficient Sample</p>	<p>English Learners</p> <p>Insufficient Sample</p>
<p>Students with IEPs 1 out of 70 Students</p> <p>Score: 1.4%</p> <p>MAINTAINING +0.1 From Prior Year </p>	<p>Students with IEPs 65 out of 70 Students</p> <p>Score: 92.9%</p> <p>NOT IMPROVING +2.1 From Prior Year </p>
<p>Economically Disadvantaged 6 out of 276 Students</p> <p>Score: 2.2%</p> <p>MAINTAINING +0.8 From Prior Year </p>	<p>Economically Disadvantaged 245 out of 276 Students</p> <p>Score: 88.8%</p> <p>NOT IMPROVING +4.2 From Prior Year </p>

* Schools that are performing at the most positive value for a metric automatically receive a label of "Improving", even if no change in performance occurred.

Math & Science: Every Student Performs On or Above Grade Level

PSSA Math Proficiency, Grade 3

School Code | 7130 School Name | General Louis Wagner School









PSSA Math: % of Students Proficient or Advanced, Grade 3	PSSA Math: % of Students Below Basic, Grade 3
<p>All Students</p> <p style="text-align: center;">Not Applicable</p>	<p>All Students</p> <p style="text-align: center;">Not Applicable</p>
<p>Black / African American</p> <p style="text-align: center;">Not Applicable</p>	<p>Black / African American</p> <p style="text-align: center;">Not Applicable</p>
<p>Hispanic / Latino</p> <p style="text-align: center;">Not Applicable</p>	<p>Hispanic / Latino</p> <p style="text-align: center;">Not Applicable</p>
<p>Multi Racial / Other</p> <p style="text-align: center;">Not Applicable</p>	<p>Multi Racial / Other</p> <p style="text-align: center;">Not Applicable</p>
<p>White</p> <p style="text-align: center;">Not Applicable</p>	<p>White</p> <p style="text-align: center;">Not Applicable</p>
<p>American Indian / Alaskan Native</p> <p style="text-align: center;">Not Applicable</p>	<p>American Indian / Alaskan Native</p> <p style="text-align: center;">Not Applicable</p>
<p>Asian</p> <p style="text-align: center;">Not Applicable</p>	<p>Asian</p> <p style="text-align: center;">Not Applicable</p>
<p>Native Hawaiian / Pacific Islander</p> <p style="text-align: center;">Not Applicable</p>	<p>Native Hawaiian / Pacific Islander</p> <p style="text-align: center;">Not Applicable</p>
<p>English Learners</p> <p style="text-align: center;">Not Applicable</p>	<p>English Learners</p> <p style="text-align: center;">Not Applicable</p>
<p>Students with IEPs</p> <p style="text-align: center;">Not Applicable</p>	<p>Students with IEPs</p> <p style="text-align: center;">Not Applicable</p>
<p>Economically Disadvantaged</p> <p style="text-align: center;">Not Applicable</p>	<p>Economically Disadvantaged</p> <p style="text-align: center;">Not Applicable</p>

* Schools that are performing at the most positive value for a metric automatically receive a label of "Improving", even if no change in performance occurred.

Math & Science: Every Student Performs On or Above Grade Level

PSSA Science Proficiency, Grades 4 and 8

School Code | 7130 School Name | General Louis Wagner School

PSSA Science: % of Students Proficient or Advanced, Grades 4 & 8	PSSA Science: % of Students Below Basic, Grades 4 & 8
<p>All Students 16 out of 101 Students</p> <p>Score: 15.8%</p> <p>NOT IMPROVING -1.7 From Prior Year </p>	<p>All Students 61 out of 101 Students</p> <p>Score: 60.4%</p> <p>NOT IMPROVING +9.9 From Prior Year </p>
<p>Black / African American 15 out of 97 Students</p> <p>Score: 15.5%</p> <p>MAINTAINING -0.2 From Prior Year </p>	<p>Black / African American 59 out of 97 Students</p> <p>Score: 60.8%</p> <p>NOT IMPROVING +5.7 From Prior Year </p>
<p>Hispanic / Latino</p> <p>Insufficient Sample</p>	<p>Hispanic / Latino</p> <p>Insufficient Sample</p>
<p>Multi Racial / Other</p> <p>Insufficient Sample</p>	<p>Multi Racial / Other</p> <p>Insufficient Sample</p>
<p>White</p> <p>Insufficient Sample</p>	<p>White</p> <p>Insufficient Sample</p>
<p>American Indian / Alaskan Native</p> <p>Insufficient Sample</p>	<p>American Indian / Alaskan Native</p> <p>Insufficient Sample</p>
<p>Asian</p> <p>Insufficient Sample</p>	<p>Asian</p> <p>Insufficient Sample</p>
<p>Native Hawaiian / Pacific Islander</p> <p>Insufficient Sample</p>	<p>Native Hawaiian / Pacific Islander</p> <p>Insufficient Sample</p>
<p>English Learners</p> <p>Insufficient Sample</p>	<p>English Learners</p> <p>Insufficient Sample</p>
<p>Students with IEPs 2 out of 25 Students</p> <p>Score: 8.0%</p> <p>IMPROVING +8.0 From Prior Year </p>	<p>Students with IEPs 21 out of 25 Students</p> <p>Score: 84.0%</p> <p>NOT IMPROVING +8.0 From Prior Year </p>
<p>Economically Disadvantaged 15 out of 94 Students</p> <p>Score: 16.0%</p> <p>NOT IMPROVING -2.4 From Prior Year </p>	<p>Economically Disadvantaged 56 out of 94 Students</p> <p>Score: 59.6%</p> <p>NOT IMPROVING +7.9 From Prior Year </p>

* Schools that are performing at the most positive value for a metric automatically receive a label of "Improving", even if no change in performance occurred.